



GOSPEL SKETCHBOOK

EXTRA DRAWING...

Try looking in a mirror and drawing your own nose in the space below...



Gospel Sketchbook is a weekly church group exploring the Bible through visual art.

www.facebook.com/GospelSketchbook

St. George's Tron Church of Scotland
163 Buchanan Street,
Glasgow, G1 2JX

Scottish Charity Number: SC004931



The Church of Scotland
St George's Tron

GOSPEL SKETCHBOOK



A SMELLY STORY...

This tale is full of smells... dinner, perfume, and feet.

Sometimes, Jesus tells a story, and leaves people to ponder over the meaning. Here, there is the need to stick up for someone who is being looked down on by others. But still, there are things left unsaid for Simon the Pharisee to ponder over.

I wonder what thoughts Simon would be left with after dinner was over and the smell of the perfume lingered...

LUKE 7: 36-50

NIVUK

Jesus anointed by a sinful woman

When one of the Pharisees invited Jesus to have dinner with him, he went to the Pharisee's house and reclined at the table. A woman in that town who lived a sinful life learned that Jesus was eating at the Pharisee's house, so she came there with an alabaster jar of perfume. As she stood behind him at his feet weeping, she began to wet his feet with her tears. Then she wiped them with her hair, kissed them and poured perfume on them.

When the Pharisee who had invited him saw this, he said to himself, 'If this man were a prophet, he would know who is touching him and what kind of woman she is – that she is a sinner.'

Jesus answered him, 'Simon, I have something to tell you.'

'Tell me, teacher,' he said.

'Two people owed money to a certain money-lender. One owed him five hundred denarii, and the other fifty. Neither of them had the money to pay him back, so he forgave the debts of both. Now which of them will love him more?'

Simon replied, 'I suppose the one who had the bigger debt forgiven.'

'You have judged correctly,' Jesus said.

Then he turned towards the woman and said to Simon, 'Do you see this woman? I came into your house. You did not give me any water for my feet, but she wet my feet with her tears and wiped them with her hair. You did not give me a kiss, but this woman, from the time I entered, has not stopped kissing my feet. You did not put oil on my head, but she has poured perfume on my feet. Therefore, I tell you, her many sins have been forgiven – as her great love has shown. But whoever has been forgiven little loves little.'

Then Jesus said to her, 'Your sins are forgiven.'

The other guests began to say among themselves, 'Who is this who even forgives sins?'

Jesus said to the woman, 'Your faith has saved you; go in peace.'



1

AN EYE FOR DETAIL

1. Picture 1 shows the photograph of the eye which we are going to draw and paint today. We will continue to refer back to this photograph each step of the way.

2. Picture 2 is the same photograph, but with the tones simplified to help us easily see the highlights and shadows.

3. Picture 3 is how we will start our drawing. In the drawing space, use a ruler and pencil to carefully draw a 4x4 grid. The drawing space is 16 cm x 16 cm, so it is nice and easy to divide into four. Make sure that your grid lines are drawn very lightly. Also draw a 4x4 grid over picture 1.

Next, do a simple line drawing of the eye, using the grids to help make all shapes accurate. It's not important to do too much detail at this stage, like the individual hairs on the eyebrow.


4. Picture 4 shows the water-colour paint blocked in. First use a dark brown colour and make a watery wash to cover the whole drawing space with a big flat brush. Let the picture dry before adding on the next layer of paint, a hairdryer can be used to speed this up. Next, use a small brush for the white highlights. The white paint will need to be quite thick for this. Picture 2 will help you see the highlight areas simply.

Next use the watery brown wash again, painting in the shadow area.

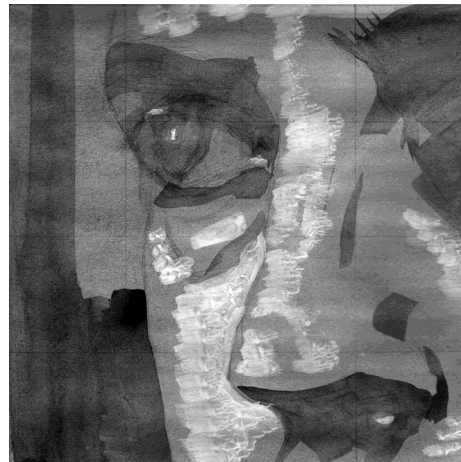
5. Picture 5 shows the image completed with colour pencil. I used three colours; brown, black, and white. I started with the black for the darkest shadows you can see in pictures 1 and 2. Then I used the brown, black and white pencils to create more realistic highlights, shadows and details.




2



3



4



5

IN CONVERSATION...

- What part of the passage speaks out to you most today?
- Again Jesus uses a combination of storytelling and straight-talking. Some things are pointed out and others are left unsaid. Does this approach give us any ideas for the use of the arts in church and society?
- Last week was the first time we used paint and colour pencil together, how did it go this week in comparison to last?

