

PRAYER

Lord God,

Thank you for the inspiration of Mary, Jesus’ mother.

Just as she was willing to set aside the plans she had for her whole life, may I be as willing to put your priorities first to see the Kingdom in in what you do through me.

When Mary was greatly troubled by Gabriel’s words, there was reassurance and comfort in your message that she would play her part in your endless kingdom. May I take heart in the knowledge of being part of something bigger than I could ever be myself.

The angel pointed to the impossible already made real as a signpost of inspiration. May I be encouraged by what is happening for others who are already seeing the unexpected leading them forward.

Amen

OFFICIAL DOODLE SPACE...

Gospel Sketchbook is a weekly church group exploring the Bible through visual art.

www.facebook.com/GospelSketchbook


St. George’s Tron Church of Scotland
163 Buchanan Street,
Glasgow, G1 2JX

0141 229 5746

Scottish Charity Number: SC004931



The Church of Scotland
St George’s Tron



TODAY’S FOCUS

Chapter 1 of the Gospel of Luke is jam-packed with intrigue, most of it actually focuses on the birth of Jesus’ cousin, John the Baptist. However, the angel Gabriel’s visit to Mary, Jesus’ mother, is one of the “greatest hits” of the Bible (usually referred to as “The Annunciation”) so I chose this to be the focus. It’s also been painted many times before, with the conversation symbolised by Gabriel handing lilies to Mary.

LUKE 1: 26-38

The Birth of Jesus Foretold

In the sixth month of Elizabeth’s pregnancy, God sent the angel Gabriel to Nazareth, a town in Galilee, to a virgin pledged to be married to a man named Joseph, a descendant of David. The virgin’s name was Mary. The angel went to her and said, “Greetings, you who are highly favoured! The Lord is with you.”

Mary was greatly troubled at his words and wondered what kind of greeting this might be. But the angel said to her, “Do not be afraid, Mary; you have found favour with God. You will conceive and give birth to a son, and you are to call him Jesus. He will be great and will be called the Son of the Most High. The Lord God will give him the throne of his father David, and he will reign over Jacob’s descendants forever; his kingdom will never end.”

“How will this be,” Mary asked the angel, “since I am a virgin?”

The angel answered, “The Holy Spirit will come on you, and the power of the Most High will overshadow you. So the holy one to be born will be called the Son of God. Even Elizabeth your relative is going to have a child in her old age, and she who was said to be unable to conceive is in her sixth month. For no word from God will ever fail.”

“I am the Lord’s servant,” Mary answered. “May your word to me be fulfilled.” Then the angel left her.

WARM-UP EXERCISE

Draw a line as lightly as possible

Draw a line starting firm and getting lighter

Draw a line with firm pressure

Draw a line with the flat of the pencil




HOW TO...


1. Start by using a ruler to lightly draw lines dividing the drawing space in half horizontally and vertically, do the same on the photo of the lily. Then lightly mark on your drawing, the points where the flower crosses over the lines. Your pencil should be just touching the paper, without additional pressure, to draw the lightest possible marks.
2. Next, start lightly marking in the shape of the whole flower. Think of the angle that the lines are going in, and simply mark them in as straight lines to give the rough shape of the lily.
3. Then refine the shape of the flower. Look carefully at the photograph to see the way each curve goes. Continue to draw lightly at this stage so that it won't be necessary to use an eraser to correct mistakes.
4. Now, applying more pressure to the pencil, complete the drawing. Continue looking carefully at the photo to consider the edges of each element of the flower.

Extension Activity


- If you seem to be finished before everyone else in your group, try adding tone to the image, like in the cover picture.




1





2



3



4



IN CONVERSATION...

- Looking at the lily, what are all the things that it makes you think about?
- In this story, what things jump out to you most?
- What has the experience of drawing this been like for you?